



FREE, TOTAL, & COMBINED CHLORINE KIT

OCTA-SLIDE 2, 0.2-3.0 ppm
CODE 3308-01

QUANTITY	CONTENTS	CODE
50	Chlorine DPD #1R Tablets (6999A)	6905A-6999ABOX
50	Chlorine DPD #3R Tablets (6905A)	
2	Test Tubes, 2.5-5-10mL, plastic, w/caps	0106
1	Octa-Slide 2 Viewer	1101
1	Chlorine Octa-Slide 2 Bar, 0.2-3.0 ppm	3401-01

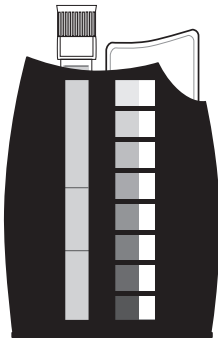
***WARNING:** Reagents marked with an * are considered to be potential health hazards. To view or print a Safety Data Sheet (SDS) for these reagents go to www.lamotte.com. Search for the four digit reagent code number listed on the reagent label, in the contents list or in the test procedures. Omit any letter that follows or precedes the four digit code number. For example, if the code is 4450WT-H, search 4450. To obtain a printed copy, contact LaMotte by email, phone or fax.

Emergency information for all LaMotte reagents is available from Chem-Tel: (US, 1-800-255-3924) (International, call collect, 813-248-0585)

To order individual reagents or test kit components, use the specified code number.

Warning! This set contains chemicals that may be harmful if misused. Read cautions on individual containers carefully. Not to be used by children except under adult supervision.

USE OF THE OCTA-SLIDE 2 VIEWER



The Octa-Slide 2 Viewer should be held so non-direct light enters through the back of the Viewer. Insert the Octa-Slide 2 Bar into the Viewer. Insert the reacted sample into the top of the Viewer. Match the color of the reaction to the color standards.

EPA ACCEPTED PROCEDURE




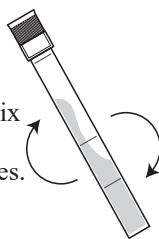


EPA Accepted for NPDWR monitoring. For compliance monitoring a Check Standard should be prepared.

CHECK STANDARD PREPARATION: 1 ppm equivalent solution

1. Prepare a stock solution containing 891 mg potassium permanganate diluted to 1 L with distilled water in a volumetric flask (1000 ppm equivalent solution). Prepared fresh daily.
2. Dilute 1 mL of this solution to 1000 mL with distilled water in a volumetric flask. This solution is equivalent to 1 ppm Free Available Chlorine.


PROCEDURES


FREE AVAILABLE CHLORINE

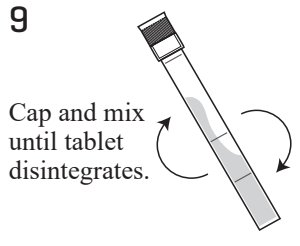
<p>1</p>  <p>Insert Chlorine Octa-Slide 2 Bar (3401-01) into the Octa-Slide 2 Viewer (1101).</p>	<p>2</p>  <p>Fill a test tube (0106) to the 5 mL line with the water sample.</p>	<p>3</p>  <p>Add one Chlorine DPD #1R Tablet (6999A).</p>
<p>4</p>  <p>Cap and mix until tablet disintegrates.</p>	<p>5</p>  <p>Insert test tube into Octa-Slide 2 Viewer.</p>	<p>6</p>  <p>Match sample color to a color standard. Record as ppm Free Available Chlorine.</p>


NOTE: Retain this sample if Total Residual Chlorine and Combined Chlorine are to be tested.


TOTAL RESIDUAL CHLORINE

7  Insert Chlorine Octa-Slide 2 Bar (3401-01) into the Octa-Slide 2 Viewer (1101).

8  Add one Chlorine DPD #3R Tablet (6905A) to sample from Step 4.

9  Cap and mix until tablet disintegrates.

10  Insert test tube into Octa-Slide 2 Viewer.

11  Match sample color to a color standard. Record as ppm Total Residual Chlorine.

COMBINED CHLORINE

$$\text{Combined Chlorine, ppm} = \text{Total Residual Chlorine, ppm} - \text{Free Available Chlorine, ppm}$$

LaMOTTE COMPANY

Helping People Solve Analytical Challenges

PO Box 329 · Chestertown · Maryland · 21620 · USA
800-344-3100 · 410-778-3100 [Outside U.S.A.] · Fax 410-778-6394

Visit us on the web at www.lamotte.com