

QUANTOFIX® Peracetic acid 50

en

Description:

QUANTOFIX® Peracetic acid 50 are test strips for the semi-quantitative determination of peracetic acid (PAA) (CH_3COOOH) in solutions. Peracetic acid is used as an ecological disinfectant, for example in the food, beverage, cosmetic, pharmaceutical and medical industries. This test is also suitable for the detection of peracetic acid residues beside hydrogen peroxide in rinsing solutions for dialysers.

Measuring range:

Visually
5–50 mg/L peracetic acid

Reflectometrically*
5–50 mg/L peracetic acid

Color gradation:

0 · 5 · 10 · 20 · 30 · 50 mg/L peracetic acid

* Together with the QUANTOFIX® Relax, these test strips may not be used for any medical application.

Pack content:

1 aluminum container with 100 test strips

Reaction principle:

Peracetic acid oxidizes an aromatic amine forming a blue color.

General indications:

Remove only as many test strips as are required. Close the container immediately after removing a strip. Do not touch the test field.

Instructions for use:

1. Insert the test strip into the test solution for 1 second.
2. Shake off excess liquid.
3. Wait 5 seconds.
4. Then, compare the test field immediately with the color scale. Take the value which matches closest with the colored test field (reading accuracy: $\pm \frac{1}{2}$ colored field of the scale).

The reaction color of the test field may change after the value has been taken. It is therefore crucial to evaluate the coloration within the prescribed time scale in order to achieve a correct result. Ignore color changes that occur after the reaction time (5 seconds).

Quality control:

To check the correct functioning of the test strips, use a peracetic acid solution with a concentration of 20 mg/L. For this purpose, first prepare a stock solution of 2000 mg/L by mixing 1.115 mL of 39% peracetic acid with distilled water to a volume of 250 mL in a volumetric flask. Then, dilute 5 mL of the stock solution in 500 mL of hydrogen peroxide solution (approx. 2000 mg/L) (= 20 mg/L PAA). Immediately perform the measurement with the test strip. If the control solution produces a negative result even after repeating the process, then the remaining unused test strips must be discarded. The same applies for the negative control (inserting a test strip into distilled water): in this case no blue coloration may occur. Possible reasons for incorrect functioning of the test strips may be that the use-by-date has been exceeded, the container has been left open for too long or has been stored incorrectly.

Interferences:

If the sample solution has a pH value of 2–9, the reaction will take place without interferences. Strongly acidic solutions must be buffered with sodium acetate, and alkaline solutions with citric acid to a pH of 5–7. The presence of other strong oxidants such as halogens and halogen oxides will also lead to positive results.

Storage:

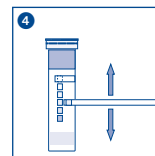
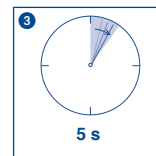
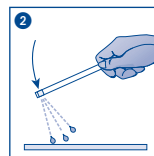
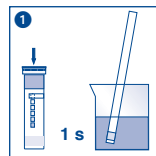
Avoid exposing the strips to sunlight and moisture. Keep container cool and dry (storage temperature not above +30 °C).

If correctly stored, the test strips may be used until the use-by-date printed on the packaging.

Additional information:

The test strip container stopper contains a non-toxic drying agent. If swallowed, drink plenty of water.

Disposal: Dispose of used test strips as domestic waste.



	Diese Teststreifen entsprechen der Richtlinie für Medizinprodukte 93/42/EWG / These test strips conform to the Medical Device Directive 93/42/EEC. / Ces languettes test sont conformes à la directive 93/42/CEE relative aux dispositifs médicaux / Tiras reactivas fabricadas en conformidad con la directiva de productos sanitarios 93/42/CEE. / Deze teststrips voldoen aan de richtlijn voor medische producten 93/42/EEG. / Le presenti strisce reattive sono conformi alla direttiva 93/42/CEE sui dispositivi medici. / Te paski testowe są zgodne z dyrektywą dla wyrobów medycznych 93/42/EWG.		
	Nicht wiederverwenden / Do not reuse / Ne pas réutiliser / Producto de un solo uso / Niet hergebruiken / Non riutilizzare / Nie używać ponownie		Hersteller / Manufacturer / Fabricant / Fabricante / Fabricant / Fabricante / Producent
	Artikelnummer / Item number / Référence produit / Referencia / Artikelnummer / Numero di catalogo / Numer artykułu		Chargencode / Batch identification / Numéro de lot / Código de lote / Productienummer / Codice del lotto / Numer partii
	Achtung! / Warning! / Attention! / ¡Atención! / Let op! / Attenzione! / Uwaga!		Verwendbar bis / Use by / À utiliser avant / Fecha de caducidad / Te gebruiken tot / Utilizzare entro (anno / mese) / Przydatność do użycia
	Temperaturbegrenzung / Permitted storage temperature range / Limites de température / Limites de temperatura / Temperaturbegrenzung / Limite de temperatura / Ograniczenie temperatury		Trocken aufbewahren / Store in a dry place / Conserver au sec / Mantener seco / Op een droge plaats bewaren / Mantenere asciutto / Przechowywać w suchym miejscu
	Gebrauchsanweisung beachten / Please read instructions for use / Respecter les instructions d'utilisation / Observense las instrucciones de uso / Lees de bijsluiter / Consultare le istruzioni per l'uso / Przestrzegać instrukcję użycia		Packung geschlossen halten / Keep container closed / Refermer la boîte / Mantenga el envase cerrado / Verpakking gesloten houden / Conservare la confezione chiusa / Przechowywać pojemnik szczelnie zamknięty
	Ausreichend für <n> Prüfungen / Contents sufficient for <n> tests / Contenu suffisant pour <n> tests / Contenido suficiente para <n> tests / Voldoende voor <n> tests / Contenido suficiente per <n> test / Wystarczająco dla kontroli <n>		