

**QUANTOFIX®**

en

## Multi stick for aquarium owners

**Pack content:**

1 aluminium container with 100 (REF 913 26) or 25 (REF 913 27) strips

**General indications:**

Remove only as many test strips as are required. Close the container immediately after removing a strip. Do not touch the test fields.

**Instructions for use:**

1. Dip the test stick with all test fields into the test solution for 1 s (do not hold under flowing water)
2. Shake off excess liquid.
3. Wait 60 s.
4. Compare test fields with the color scale.

**Evaluation of the water quality:**

The term „total hardness“ in water refers to its content of calcium and magnesium salts. A value that suits most ornamental fish lies between 5 °d and 10 °d (conversion factors: 1 °d = 1.8 °f = 1.25 °e = 17.8 mg/L CaCO<sub>3</sub>).

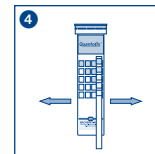
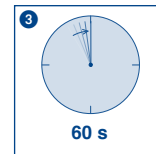
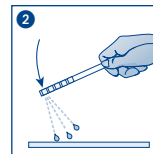

Carbonate hardness is part of the total hardness and is caused by the content of alkali earth metals, which is equivalent to the carbonate and hydrogen carbonate ions present in water. Carbonate hardness indicates thus the „buffering capacity“ of water. If the carbonate hardness of water is low, its buffering capacity cannot be kept stable: the pH may fluctuate and endanger the fish. The ideal carbonate hardness value lies between 2 °d and 4 °d (conversion factors: 1 °d = 1.8 °f = 1.25 °e = 17.8 mg/L CaCO<sub>3</sub>).










The pH value indicates if water is acidic, alkaline or neutral. Water with a pH of 7 is considered to be neutral. The lower the pH value, the more acidic water becomes, and towards higher pH values it becomes more alkaline. The ideal pH value for most freshwater aquariums lies between 6.4 and 6.9. If the values for total hardness, carbonate hardness and pH deviate from the ranges indicated above, please contact your aquatic & pet store for advice.

**Storage:**

Avoid exposing the strips to sunlight and moisture. Keep container cool and dry (storage temperature not above +30 °C).

If correctly stored, the test strips may be used until the use-by-date printed on the packaging.



	Haltbarkeitsdatum / Use by / A utiliser jusqu'à / Fecha de vencimiento / Houdbaarheidsdatum / Data di scadenza / Data ważności		Chargenbezeichnung / Lot number / Numéro de lot / Número de lote / Lot-number / No del lotto / Oznaczenie szarży
	Artikelnummer / Catalog number / Référence / Art. nro. / Referentienummer / Codice articolo / Numer artykułu		Packungsinhalt / Package content / Contenu de la boîte / Contenido del envase / Verpakkinginhoud / Zawartość opakowania
	Packung geschlossen halten / Keep container closed / Refermer la boîte / Mantenga el envase cerrado / Verpakking gesloten houden / Conservare la confezione chiusa		Vor Feuchtigkeit schützen / Protect from humidity / Protéger de l'humidité / Protéjase de la humedad / Beschermen tegen vocht / Proteggere dall'umidità / Chronić przed wilgocią
	Lagertemperatur / Storage temperature / Température de stockage / Temperatura de almacenaje / Bewaartemperatuur / Temperatura di magazzino / Temperatura przechowywania		Packungsbeilage lesen / Please read instructions / Lire les instructions, svp / Obsérvense las instrucciones de uso / Lees de bijsluiter / Leggere il foglio informativo / Należy przeczytać ulotkę informacyjną
	Sicherheitshinweise in der Packungsbeilage beachten / Observe the safety precautions in instructions / Respecter les précautions de sécurité des instructions / Obsérvense las indicaciones de seguridad / Neem de veiligheidsrichtlijnen in de bijsluiter in acht / Seguire le avvertenze di sicurezza / Należy przestrzegać uwag zawartych w ulotce informacyjnej		