

QUANTOFIX® Potassium

en

Pack content:

- 1 aluminum container with 100 test strips
- 2 bottles Potassium-1
- 2 test tubes

Measuring range:

200–1500 mg/L

Color gradation:

0 · 200 · 400 · 700 · 1000 · 1500 mg/L

General indications:

Remove only as many test strips as are required. Close the container immediately after removing a strip. Do not touch the test field.

Additional indications:

The orange-red coloration of the unused test fields is normal and does not indicate any decomposition of the reagents.

Instructions for use:

1. Place the test tube into the cavity of the thermoformed mold.
2. Add 10 drops potassium-1 (0.7% nitric acid).
3. Dip the test strip into the neutral sample for 1 second.
4. Shake off excess liquid.
5. Place the test strip into the test tube and wait 60 seconds.
6. Shake off excess liquid.
7. Compare test field with the color scale.

If potassium ions are present, the test field turns yellow to orange-red.

Interferences:

Sodium ions in concentrations > 3000 mg/L lead to a fading of the color reaction with corresponding low test results. The following ions in the indicated concentrations do not interfere: < 1000 mg/L Al³⁺, Ba²⁺, Bi³⁺, Ca²⁺, Fe^{2+/3+}, Mg²⁺, Mn²⁺, Sr²⁺, Zn²⁺ < 200 mg/L NH₄⁺, Hg⁺²⁺, Tl⁺ < 25 mg/L S²⁻

Disposal:

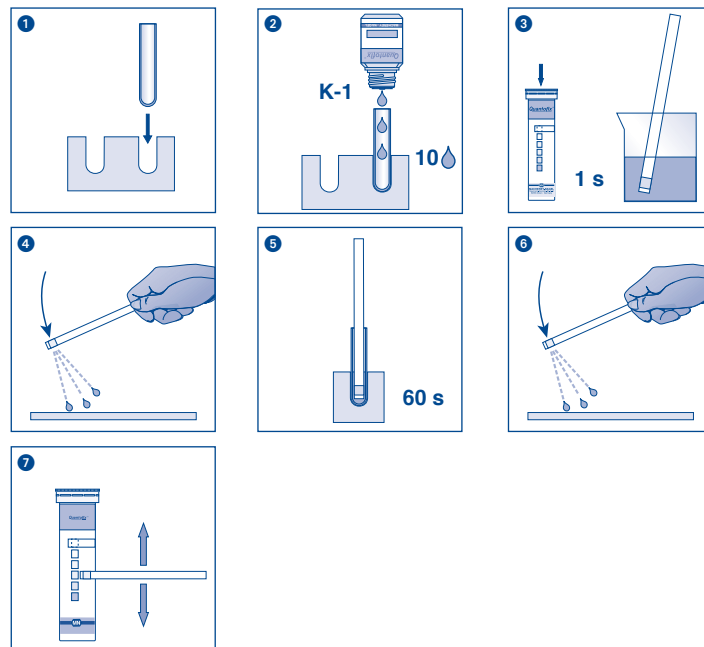
The used analysis specimens can be flushed down the drain with tap water and channeled off to the local sewage treatment works. Used test strips can be disposed in household waste.










Storage:

Avoid exposing the strips to sunlight and moisture. Keep container cool and dry (storage temperature not above +30 °C).

If correctly stored, the test kit may be used until the use-by-date printed on the packaging.

MACHEREY-NAGEL GmbH & Co. KG · Neumann-Neander-Str. 6–8 · 52355 Düren · Germany
Tel.: +49 24 21 969-0 · Fax: +49 24 21 969-199 · info@mn-net.com · www.mn-net.com



	Haltbarkeitsdatum / Use by / A utiliser jusqu'à / Fecha de vencimiento / Houdbaarheidsdatum / Data di scadenza / Data ważności		Chargenbezeichnung / Lot number / Numéro de lot / Número de lote / Lotnummer / No del lotto / Oznaczenie szarży
	Artikelnummer / Catalog number / Référence / Art. nro. / Referentienuummer / Codice articolo / Numer artykułu		Packungsinhalt / Package content / Contenu de la boîte / Contenido del envase / Verpakkinginhoud / Contenuto della confezione / Zawartość opakowania
	Packung geschlossen halten / Keep container closed / Refermer la boîte / Mantenga el envase cerrado / Verpakking gesloten houden / Conservare la confezione chiusa / Przechowywać pojemnik szczelnie zamknięty		Vor Feuchtigkeit schützen / Protect from humidity / Protéger de l'humidité / Protección de la humedad / Beschermen tegen vocht / Proteggere dall'umidità / Chronić przed wilgocią
	Lagertemperatur / Storage temperature / Température de stockage / Temperatura de almacenaje / Bewaartemperatuur / Temperatura di magazzino / Temperatura przechowywania		Packungsbeilage lesen / Please read instructions / Lire les instructions, svp / Obsérvense las instrucciones de uso / Lees de bijsluiter / Leggere il foglio informativo / Należy przeczytać ulotkę informacyjną
	Sicherheitshinweise in der Packungsbeilage beachten / Observe the safety precautions in instructions / Respecting les précautions de sécurité des instructions / Obsérvense las indicaciones de seguridad / Neem de veiligheidsrichtlijnen in de bijsluiter in acht / Seguire le avvertenze di sicurezza / Należy przestrzegać uwag zawartych w ulotce informacyjnej		