



SULFATE KIT

OCTA-SLIDE 2, 20-200 ppm

CODE 7778-01

QUANTITY	CONTENTS	CODE
50	*Sulfate Turb Tablets	*6456-H
1	Test Tubes, 2.5-10 mL, plastic, w/cap, with line	0106-WL
1	Octa-Slide 2 Viewer	1101
1	Sulfate Octa-Slide 2 Bar, 20 - 200 ppm	7779-01

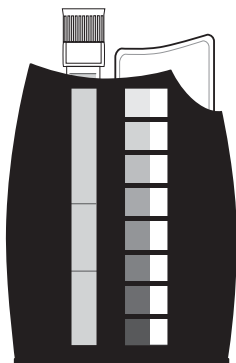
***WARNING:** Reagents marked with an * are considered to be potential health hazards. To view or print a Safety Data Sheet (SDS) for these reagents go to www.lamotte.com. Search for the four digit reagent code number listed on the reagent label, in the contents list or in the test procedures. Omit any letter that follows or precedes the four digit code number. For example, if the code is 4450WT-H, search 4450. To obtain a printed copy, contact LaMotte by email, phone or fax.

Emergency information for all LaMotte reagents is available from Chem-Tel: (US, 1-800-255-3924) (International, call collect, 813-248-0585)

Warning! This set contains chemicals that may be harmful if misused. Read cautions on individual containers carefully. Not to be used by children except under adult supervision.

To order individual reagents or test kit components, use the specified code number.

USE OF THE OCTA-SLIDE 2 VIEWER



The Octa-Slide 2 Viewer should be held so non-direct light enters through the back of the Viewer. Insert the Octa-Slide 2 Bar into the Viewer. Insert the reacted sample into the top of the Viewer. Match the color of the reaction to the color standards.

LaMOTTE COMPANY

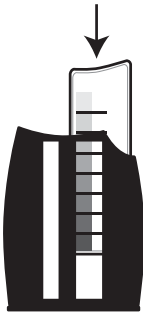
Helping People Solve Analytical Challenges

PO Box 329 · Chestertown · Maryland · 21620 · USA
800-344-3100 · 410-778-3100 [Outside U.S.A.] · Fax 410-778-6394

Visit us on the web at www.lamotte.com

PROCEDURE

1



Insert Sulfate Octa-Slide 2 Bar (7779-01) into the Octa-Slide 2 Viewer (1101).

2



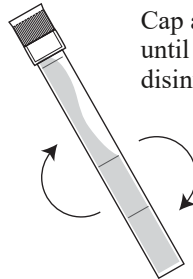
Fill a test tube (0106-WL) to the 10 mL line with sample water.

3



Add one *Sulfate Turb Tablet (6456).

4



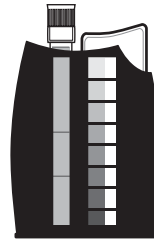
Cap and mix until tablet disintegrates.

5



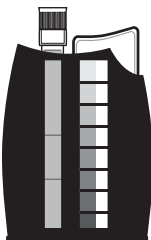
Immediately insert test tube into Octa-Slide 2 Viewer with the printing on the tube facing away from the operator.

6



Match sample with standards by comparing the degree to which the black lines are obscured by the turbidity (cloudiness) of the sample.

7



Disregard any differences in color between the sample and the standards. The test is based on the degree of turbidity, not color. Record as ppm Sulfate.

NOTE

Thoroughly clean tubes after each use.

